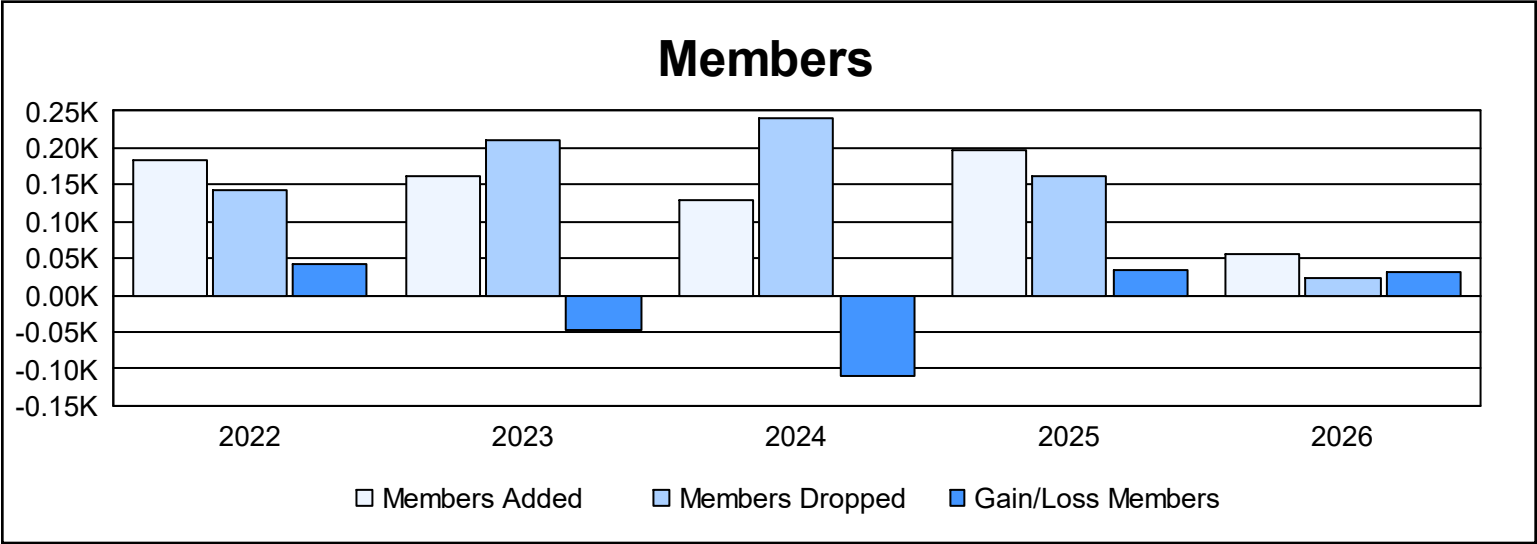
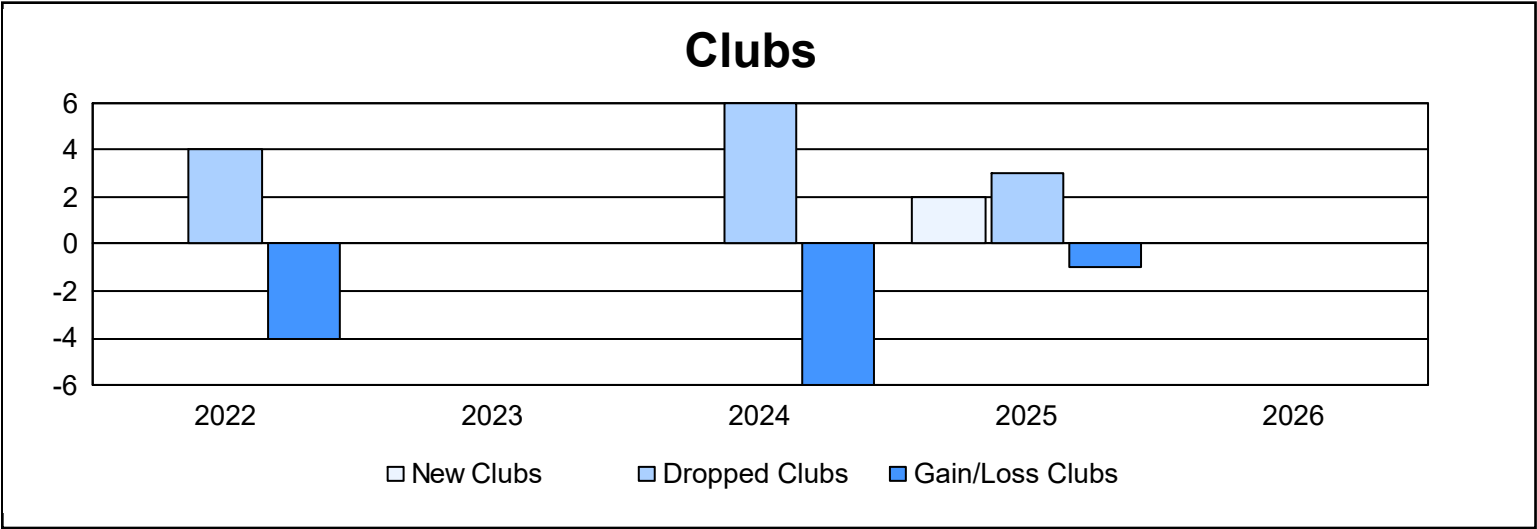
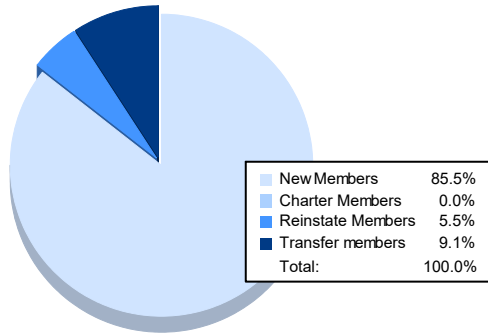


| Year | New Clubs | Dropped Clubs | Gain/ Loss Clubs | New Members | Charter Members | Reinstate Members | Transfer Members | Total Member Added | Total Members Dropped | Gain/ Loss Members |
|-----------|-----------|---------------|------------------|-------------|-----------------|-------------------|------------------|--------------------|-----------------------|--------------------|
| 2021-2022 | 0 | 4 | -4 | 164 | 0 | 8 | 12 | 184 | 143 | 41 |
| 2022-2023 | 0 | 0 | 0 | 127 | 3 | 9 | 23 | 162 | 210 | -48 |
| 2023-2024 | 0 | 6 | -6 | 101 | 1 | 8 | 19 | 129 | 240 | -111 |
| 2024-2025 | 2 | 3 | -1 | 119 | 42 | 19 | 17 | 197 | 162 | 35 |
| 2025-2026 | 0 | 0 | 0 | 47 | 0 | 3 | 5 | 55 | 23 | 32 |
| Average | 0 | 3 | -2 | 112 | 9 | 9 | 15 | 145 | 156 | -10 |



Membership Composition September 2025 Cumulative



Gender Composition September 2025 Cumulative

